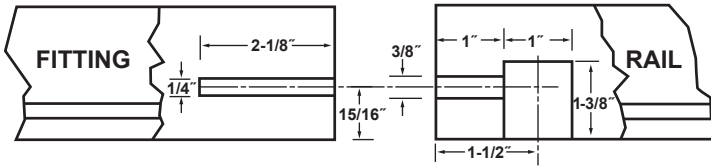




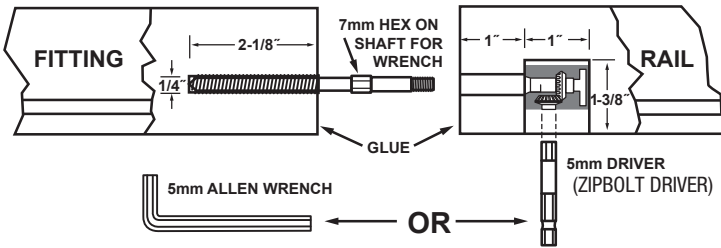

- 1.** Pre-drill your holes. Install ZipBolt™ shaft into fitting with 7mm wrench.



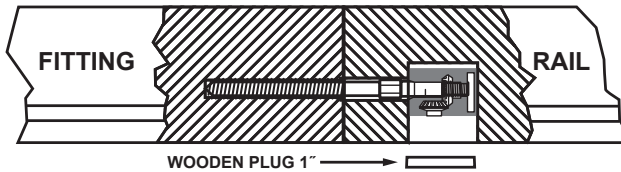
7mm Hex on shaft for wrench



- 2.** Apply thin coat of glue to the meeting ends. Join together, then tightly secure the fittings with the ZipBolt™ gear head using a 5mm driver (Part # ZIPBOLT DRIVER) or 5mm allen wrench.



- 3.** Finish with a 1" wood plug (Part # LJ-3000).



Gear Head...
Single piece gear head allows you to tighten your fitting to the rail with a drill driver or allen wrench.